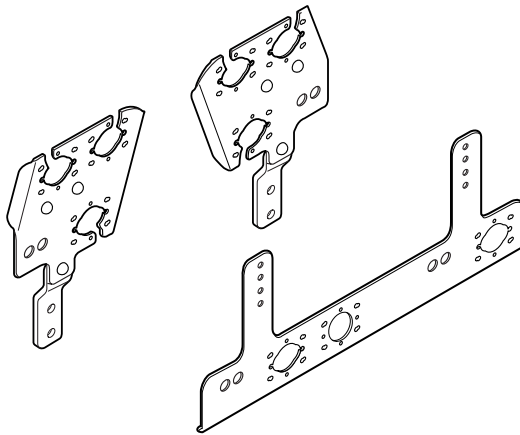




# Brackets for Trailer Connections

## Mounting Instructions

2000-08-02 38-102400a



### Description

Brackets for fitting VBG electronic and pneumatic equipment are intended for mounting on drawbeams from the VBG DB range. The brackets are mounted in the pre-drilled hole pattern on the drawbeam.

*Identify all parts before assembly. All assembly and service work must be performed carefully and in a professional manner.*

*Follow the instructions.*

*Leave all instructions and directions in the vehicle for the customer for reference in future service and maintenance.*

### General

- All VBG brackets must be mounted on the drawbeam using bolts.

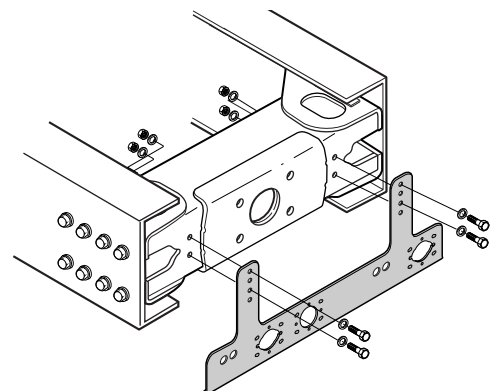
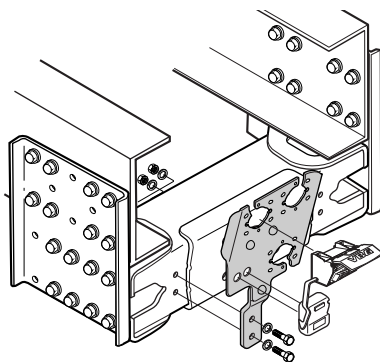
*The brackets may not be welded to the drawbeam.*

- All necessary holes for mounting the consoles and for extra equipment are pre-drilled in the drawbeam. Further holes may not be drilled.

### Fitting brackets

- Left and right brackets shall be mounted on the drawbeam using two M10 bolts. Put washers under both the bolt heads and the nuts.

- The underlying bracket shall be mounted using four M10 bolts. Put washers under both the bolt heads and the nuts.



VBG PRODUKTER AB reserve the right to amend or alter specifications at their discretion

**SWEDEN:**  
**VBG PRODUKTER AB**  
Box 1216  
SE-462 28 VÄNERSBORG  
Tel. +46-521- 27 77 00  
Fax +46-521- 27 77 92  
www.vbg.se

**NORWAY:**  
**VBG PRODUKTER A/S**  
Postboks 94 Leirdal  
NO-1009 OSLO  
Tel. +47 23 14 16 60  
Fax +47 23 14 16 61  
www.vbg.no

**DENMARK:**  
**VBG PRODUKTER A/S**  
Industribuen 20-22  
DK-5592 EJBY  
Tel. +45 64 46 19 19  
Fax +45 64 46 10 88  
www.vbg.dk

**GERMANY:**  
**RINGFEDER VBG GMBH**  
Postfach 130619  
DE-47758 KREFELD  
Tel. +49 (0)2151-835-0  
Fax +49 (0)2151-835-200  
www.ringfeder.de